
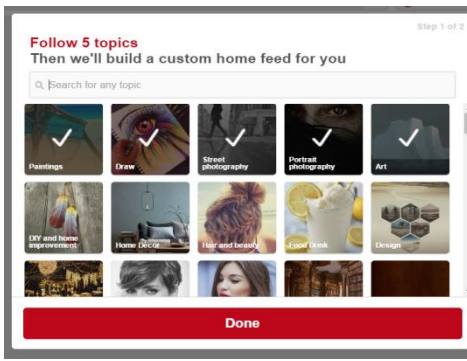


# Sixth Form Transition Work

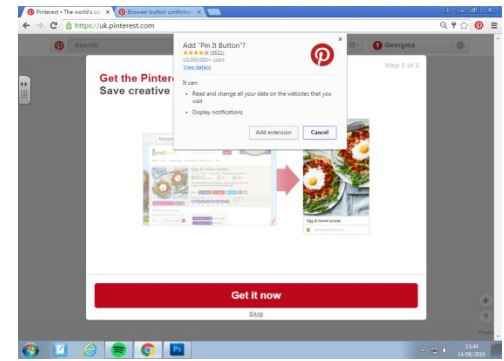
- Use the website 'Pinterest' to create a collection of images from the internet that inspire you.
- You will use these collections to support your skills building and project work in Year 12.
- When looking for inspiration, remember to cover a broad range of techniques, materials and processes.
- For Fine Art: stitching, printing, collage, photography, double exposure, painting (abstract, realism, expressive) and drawing.
- Create separate Pinterest boards for each of the themes:
  - Distorted paintings
  - Distorted photography
  - Psychological art
  - Underwater portraits
  - Famous icons art
  - Double exposure art



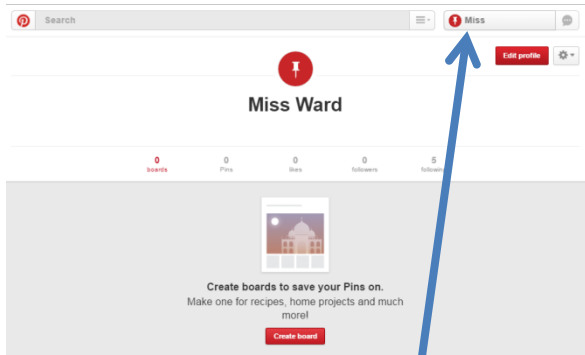
1) Visit [www.pinterest.co.uk](http://www.pinterest.co.uk) & sign up.



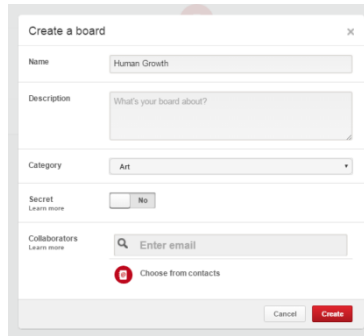
2. Type / select 5 categories you are interested in - more can be added later.



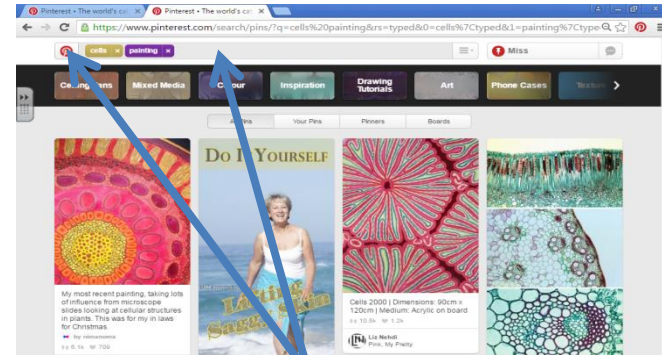
3. Optional 'Pin it' button. Follow instructions or press 'Skip'.



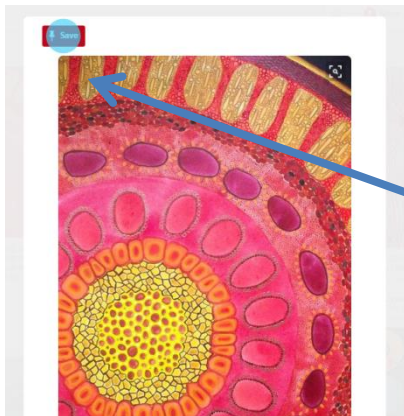
4. Create a Board. Click on your name & 'Create a Board'. This is where you will 'pin' and save images.



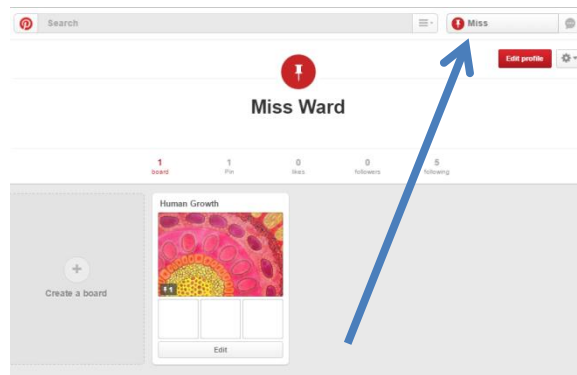
5. Choose a board name – make it a secret board, and press 'Create'.



6. Click the Pinterest symbol & type what you are looking for...



7. Click on an image to view it. Press 'Pin' to save to your board.



8. Click on your name again to view your board.

Repeat steps 4-7 to add more pins and create more boards.

Happy Pinning!

# A Level Fine Art: Course Outline

- Year 12 Autumn term = **skills building** – to develop and refine practical skills in your chosen area of specialism.

- Year 12 Spring term = **project work** – to develop your understanding of the structure and assessment criteria for the coursework project + refine practical skills + refine artist research and analysis skills.

- Year 12 Summer term = **personal investigation** – this is the start of the assessed element of the A Level.

- Year 13 Autumn term = **personal investigation + related study.**

- Year 13 Spring term = **exam preparation.**

- Year 13 Summer term = **A level exam.**

# A Level Fine Art: Assessment

## Unit 1: Personal Investigation (60% of A Level)

- The **Personal Investigation** includes two elements:
- a = A Portfolio of practical work based on a personal theme
- b = A Related Study that is an extended response to the same starting point, including a written analysis of a minimum of 1000 words

## Unit 2: Externally Set Task (40% of A Level)

- The **Externally Set Task** is started in February of the second year. You will develop your own response to one starting point, chosen from the exam paper, to create a portfolio of preparation work. The final outcome for this preparation is completed during a 15-hour controlled test in May.